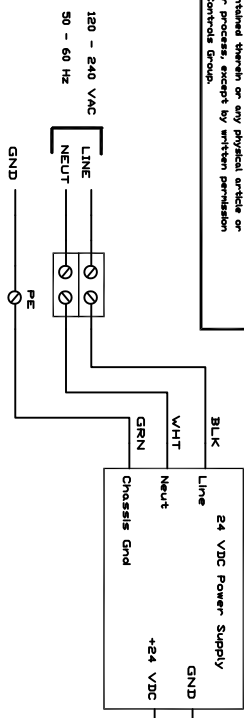
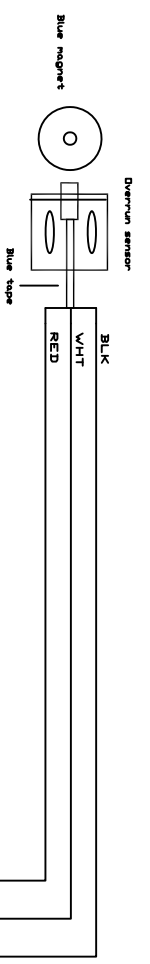


PROPRIETARY RIGHTS: This document discloses subject matter in which Wintriss Controls Group has proprietary rights. Where necessary, the necessary documents, any part thereof, any information contained therein or any physical article or device, or to practice any method or process, except by written permission or written agreement with Wintriss Control Group.

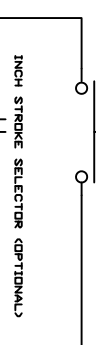
REV	DESCRIPTION	DATE	APP'D



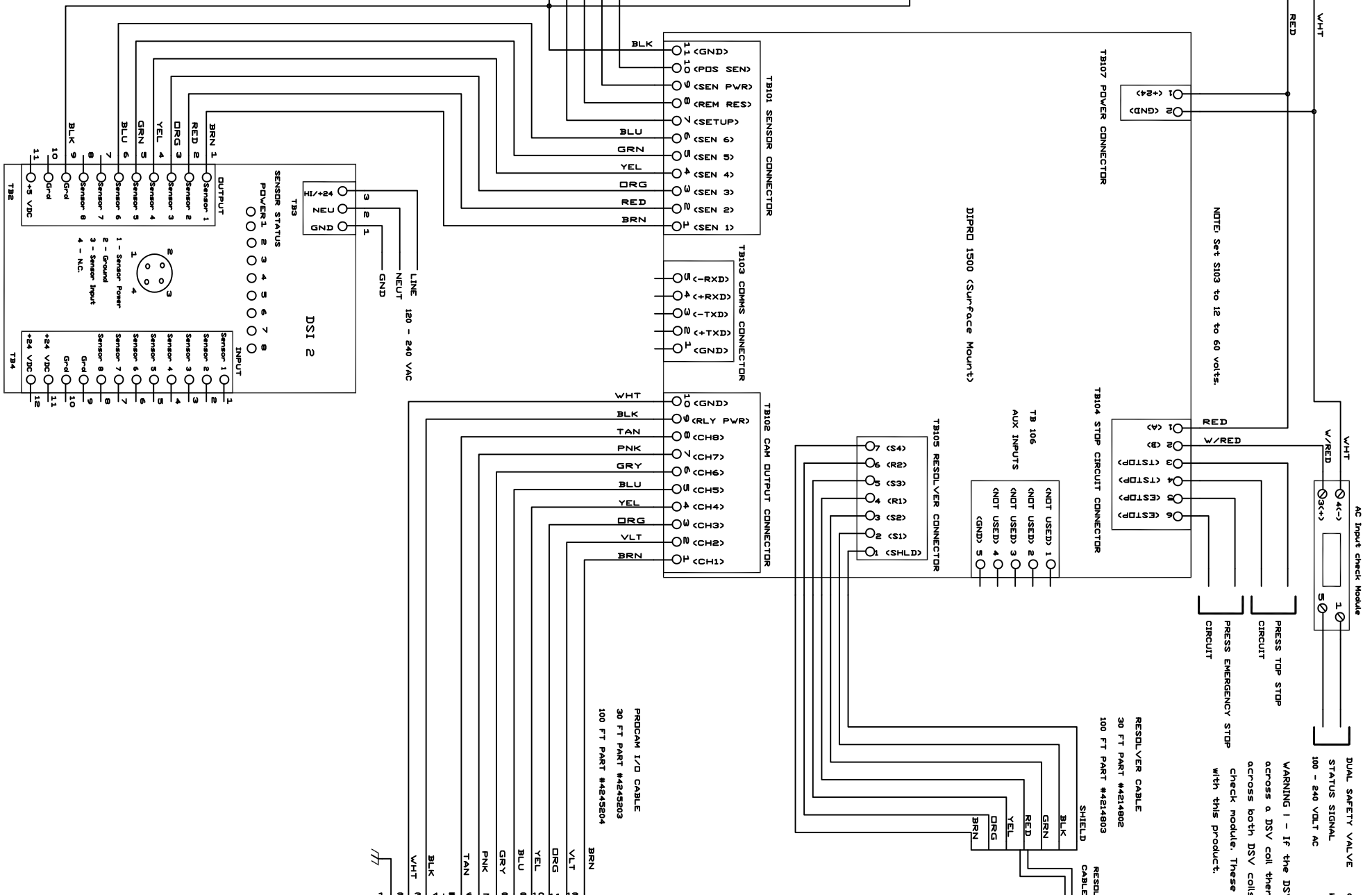
POSITION SENSOR ASSEMBLY (OPTIONAL)
 30 FT PART #9610802
 100 FT PART #9610803



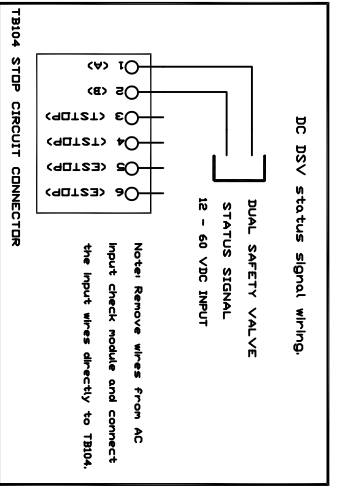
REMOTE RESET BUTTON (OPTIONAL)



DSI CABLE ASSEMBLY
 30 FT PART #4245203
 100 FT PART #4245204

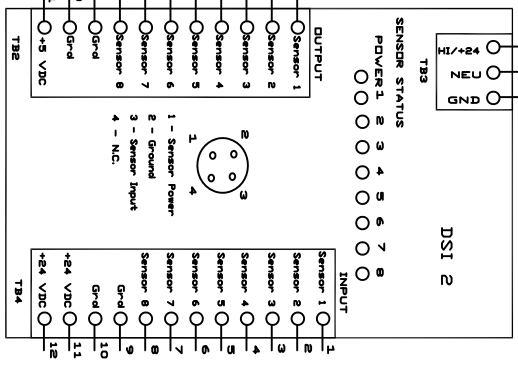
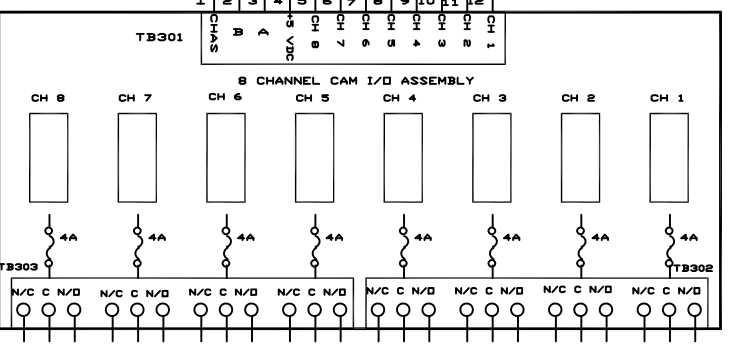


WARNING 1 - If the DSV signal input is connected directly across a DSV coil then you must put Pactoron suppressors across both DSV coils to avoid damaging the AC input check module. These are included in a kit package with this product.



RESOLVER CABLE
 30 FT PART #4214802
 100 FT PART #4214803

24 VDC PROGRAM B CHANNEL OUTPUT ASSEMBLY
 WITH ENCLOSURE PART #4318602
 WITHOUT ENCLOSURE PART #4317902



DRAWN	ADD	DATE	WINTRISS CONTROLS GROUP
CHK.		10/1/716	
			TITLE
			DIPRD 1500 SURFACE MOUNT
			WIRING DIAGRAM
			CODE IDENT. NO.
			SIZE
			DRAWING NUMBER
			ID
			#1142700
			REV
			A
			SCALE
			SHEET
			OF