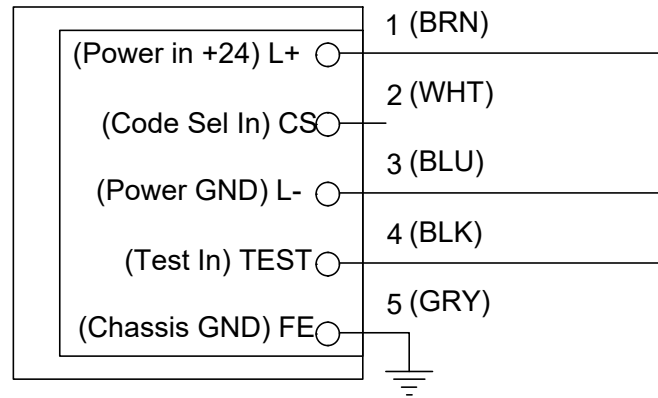


REVISIONS			
REV	DESCRIPTION	DATE	APP'D

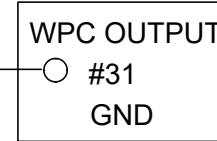
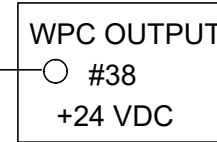
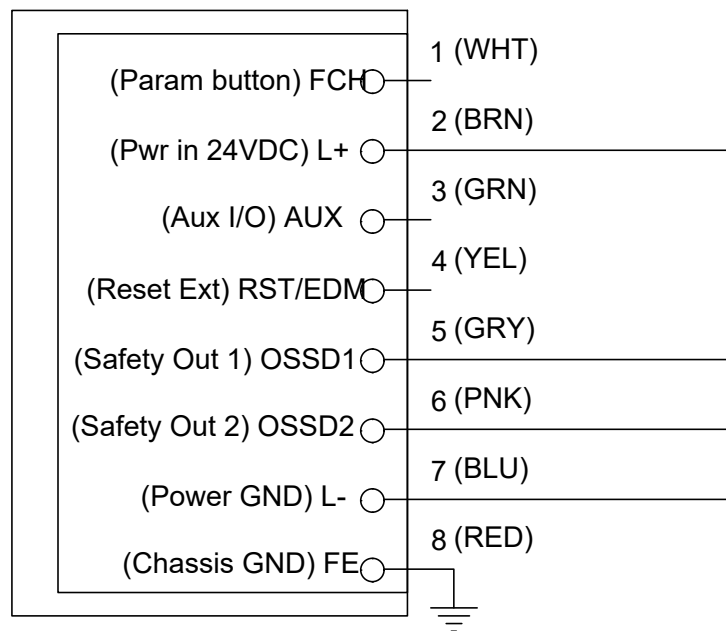
Leave CS open for scan code A.

For scan code B connect CS to +24VDC.
Use function button to change parameter code 1 to scan code B.

SHADOW 10 TX



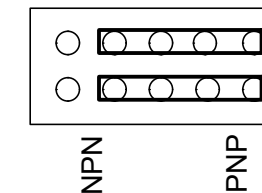
SHADOW 10 RX



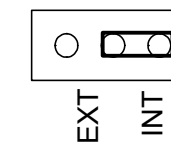
Shadow 10 Light Curtain programming can be performed utilizing the Portable Teach Tool (9688606)

LIGHT CURTAIN MODE SWITCHES ON WPC 2000 BOARD

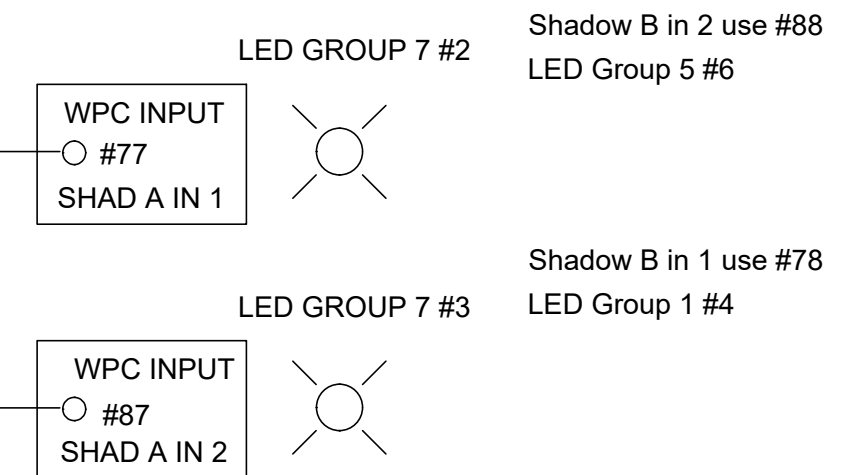
LIGHT CURTAIN A (J123)



LIGHT CURTAIN A (J124)



SET TO PNP WITH INTERNAL TEST
For Shadow B see J121 and J122.



DRAWN	MCT	DATE	5/7/26	WINTRISS CONTROLS GROUP			
CHK.				TITLE			
APPROVALS				SINGLE SHADOW 10 AND WPC2000 WIRING DIAGRAM			
ENG.				CODE IDENT NO.	SIZE	DRAWING NUMBER	REV
MFG.					B	FIGURE 5	
FILENAME				SCALE		SHEET	OF
REL							